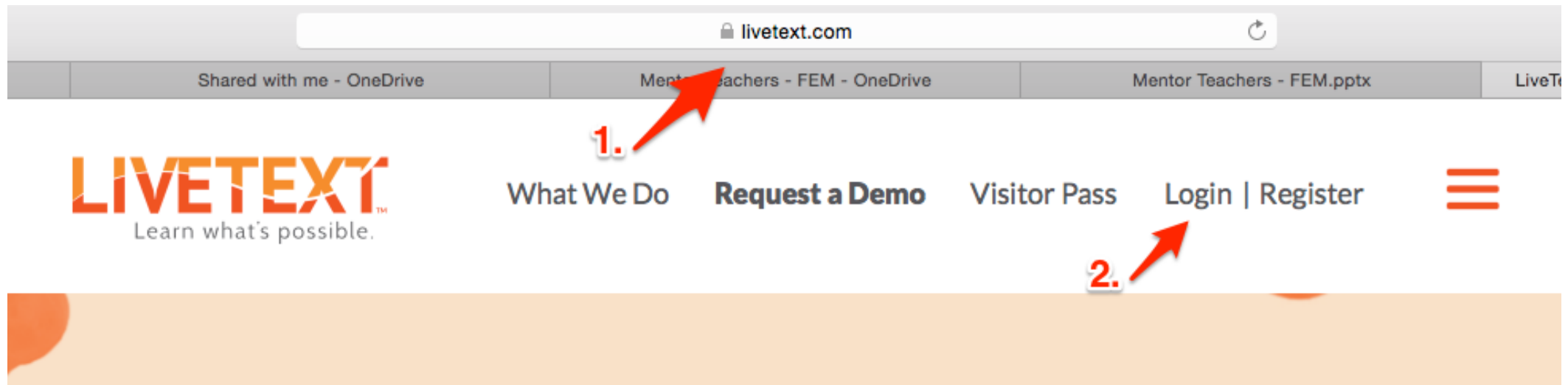


How to login to LiveText and retrieve your account

1. Login to LiveText (<https://www.livetext.com>).
2. You should have received an email containing your LiveText username and password. Use that information to log in. **Note: If you did not receive an email, contact Joe Strahl at livetext@sfasu.edu or 936-468-3825.*



3. If the login username or password is incorrect, you will be redirected to this page to reset your password.
4. Click on “I forgot my Username/Password” link.

LIVETEXT

Invalid Login

Login

[I forgot my Username/Password](#)

Login

5. Enter the email address associated with your LiveText Membership (*your MySFA email*) and click “Continue”.



Forgot your LiveText password?

Enter the email address associated with your LiveText Membership. This is a security measure and access to the email account is not necessary to proceed.

Email Address



Continue

[I forgot my Username](#)

6. Select “Email to ___” and click “Continue”.



How would you like to reset your password?



Email to fullerhl@jacks.sfasu.edu

Receive an email with a link to reset your password.

Answer a security question

Answer the security question associated with your membership.

Continue

7. You will see that the reset link has been sent to your email.

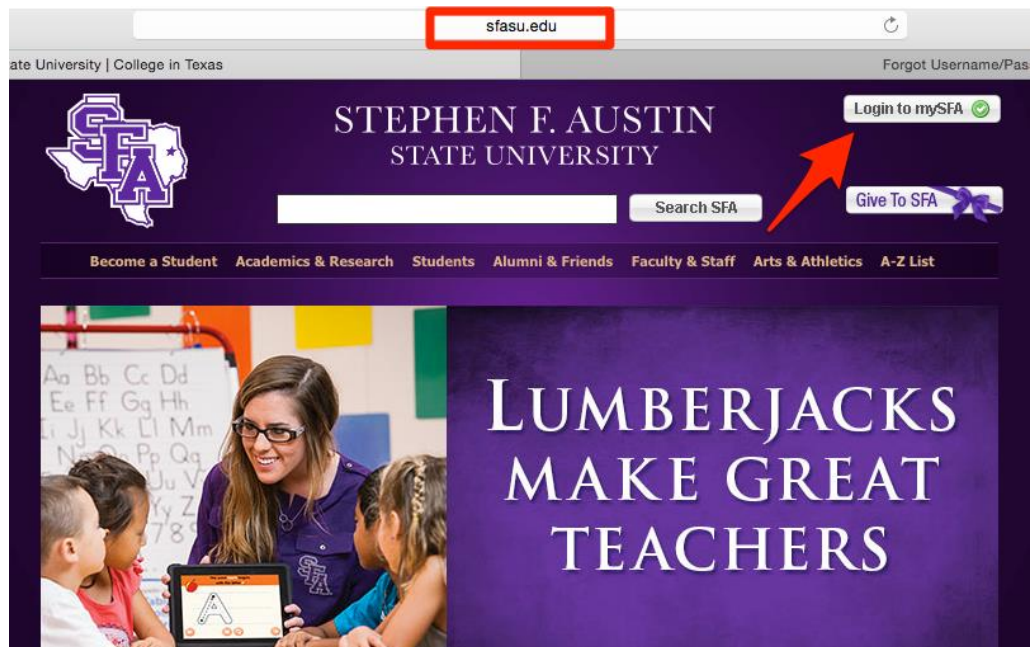


Password Reset link sent.

Please check your email for the new message containing a reset link.

[Go to login page](#)

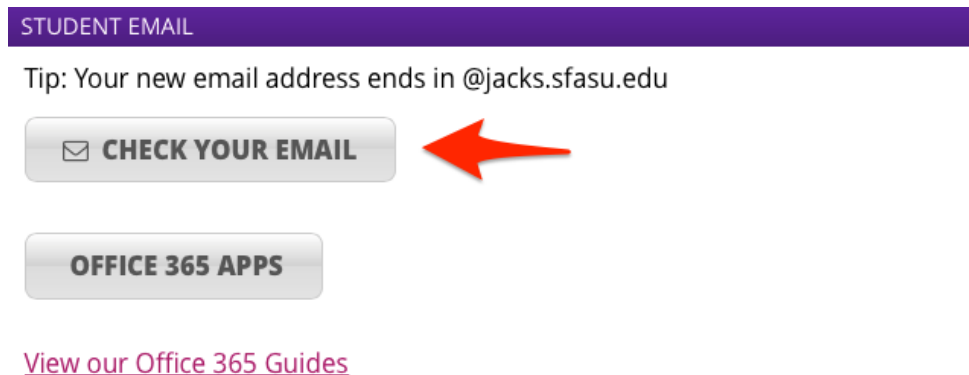
8. Log in to the email account that the password has been sent to. (<http://www.sfasu.edu>).



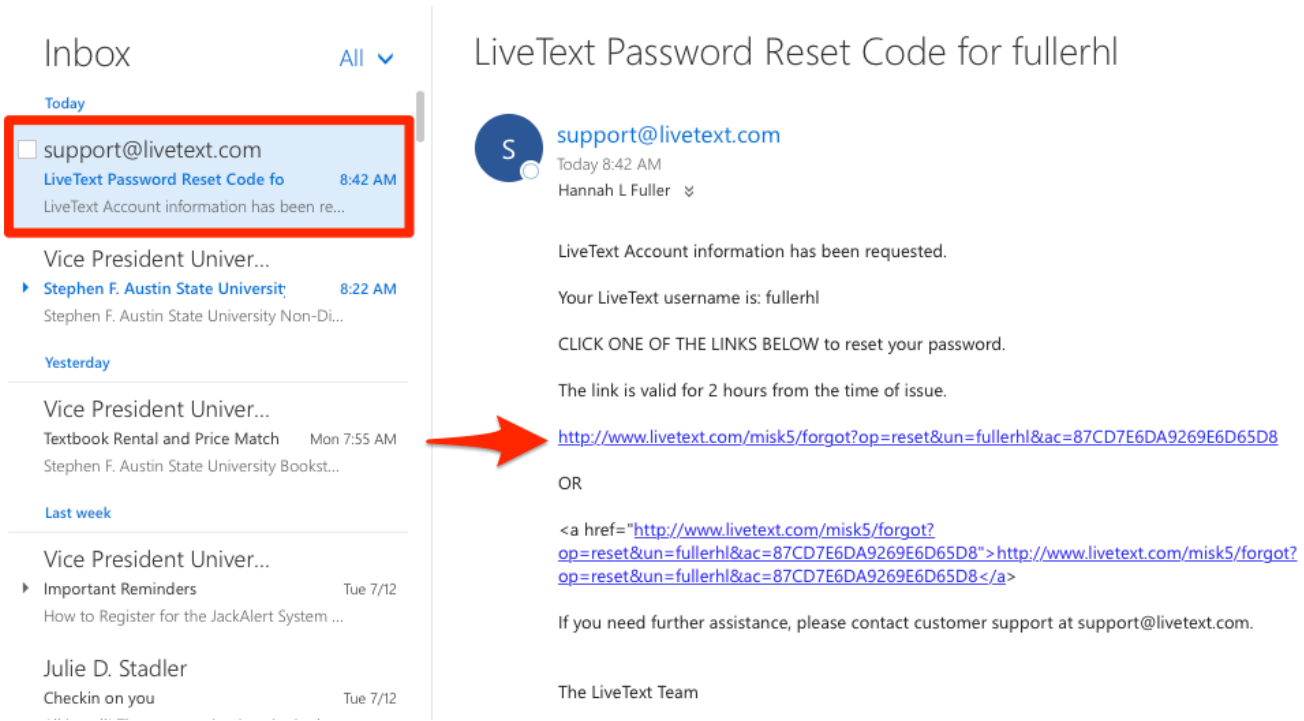
9. Enter your Username and Password and click “Login”.

A screenshot of the 'mySFA' login form. The title is 'Enter your mySFA Username and Password'. There are two input fields: 'Username:' and 'Password:', both highlighted with red boxes. Below the password field is a checkbox labeled 'Warn me before logging me into other sites.' At the bottom, there is a 'LOGIN' button and a 'clear' link. A red arrow points to the 'LOGIN' button. Below the button are four links: 'Forgot Username?', 'Forgot Password?', 'Forgot Campus ID?', and 'Report a Problem.'

10. Select “Check Your Email”.



11. You will see the LiveText email. Click on the first link to reset your password.



12. Enter your new password information and select "Continue".

Reset your password

The password must be at least six characters and contain a mix of character types with at least two from the following category: uppercase letters, lowercase letters, numeral, symbols.

New Password

Confirm New Password

Continue



13. You will see that the password has been reset. Click the link to go back to the LiveText login page.

Password Reset.

Your new password has been reset successfully.

[Continue to your LiveText Membership account](#)

14. You can now enter your username and new password to successfully login to LiveText.

